

Date: December 7, 2018

Regarding: **U.S. Snowmobile Thefts in the U.S. 2015- 2017** (Public Dissemination)

Prepared by: Adam Buysse, Analyst

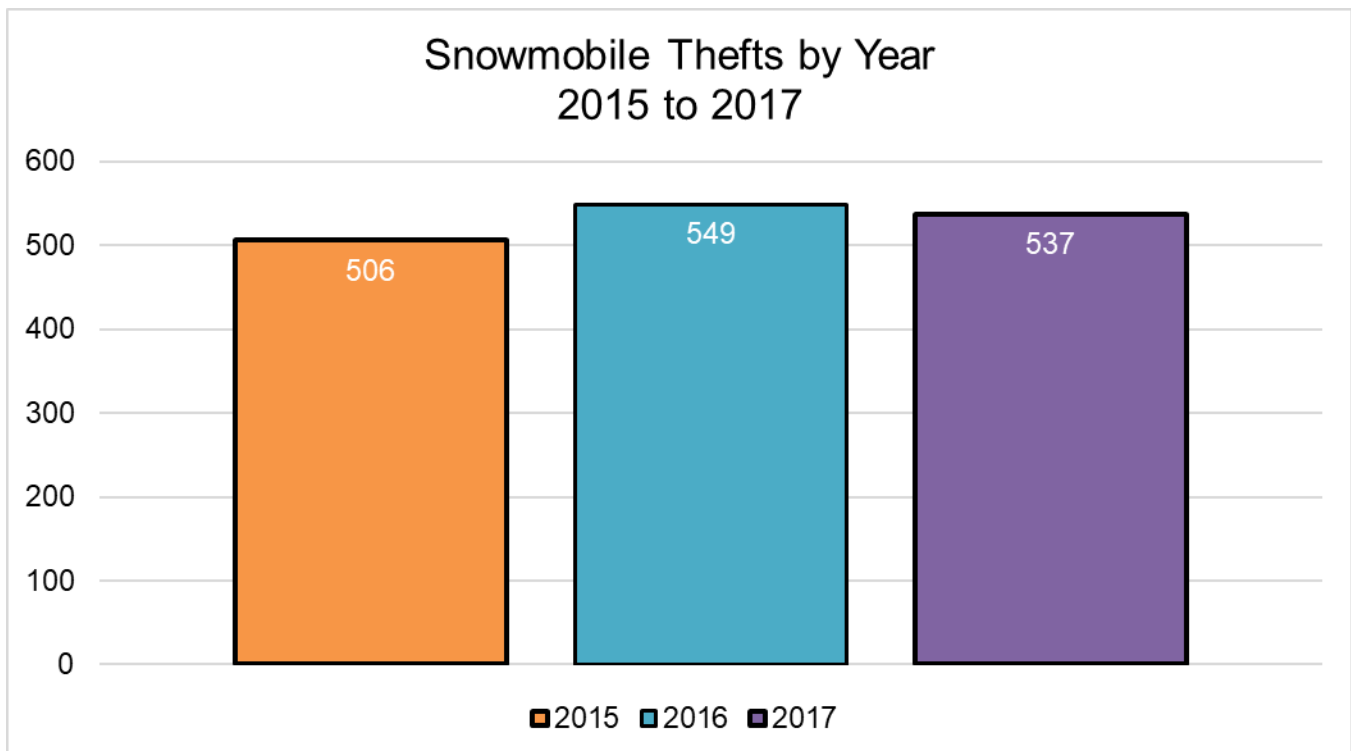
Introduction

This **ForeCAST**SM Report analyzes snowmobile thefts reported via the National Crime Information Center (NCIC) from January 1, 2015 through December 31, 2017. A vehicle was determined to be a snowmobile by meeting any of the following criteria:

- The VIN that was included in the theft record matched the VIN structures of snowmobiles detailed in the NICB Vehicle Identification Manual (years 1999 to 2018)¹.
- The Vehicle Manufacturer (VMA), Vehicle Style (VST), Vehicle Model (VMO), or License Plate Type (LIT) recorded in the theft record matches the codes for a snowmobile laid out in the NCIC Vehicle Data Codes Manual.
- The short text description included in the theft record states that the record is for a snowmobile or that the record is for a vehicle that was carrying a snowmobile at the time of the theft (and no corresponding record for the snowmobile could be located).

Snowmobile Theft Totals by Year

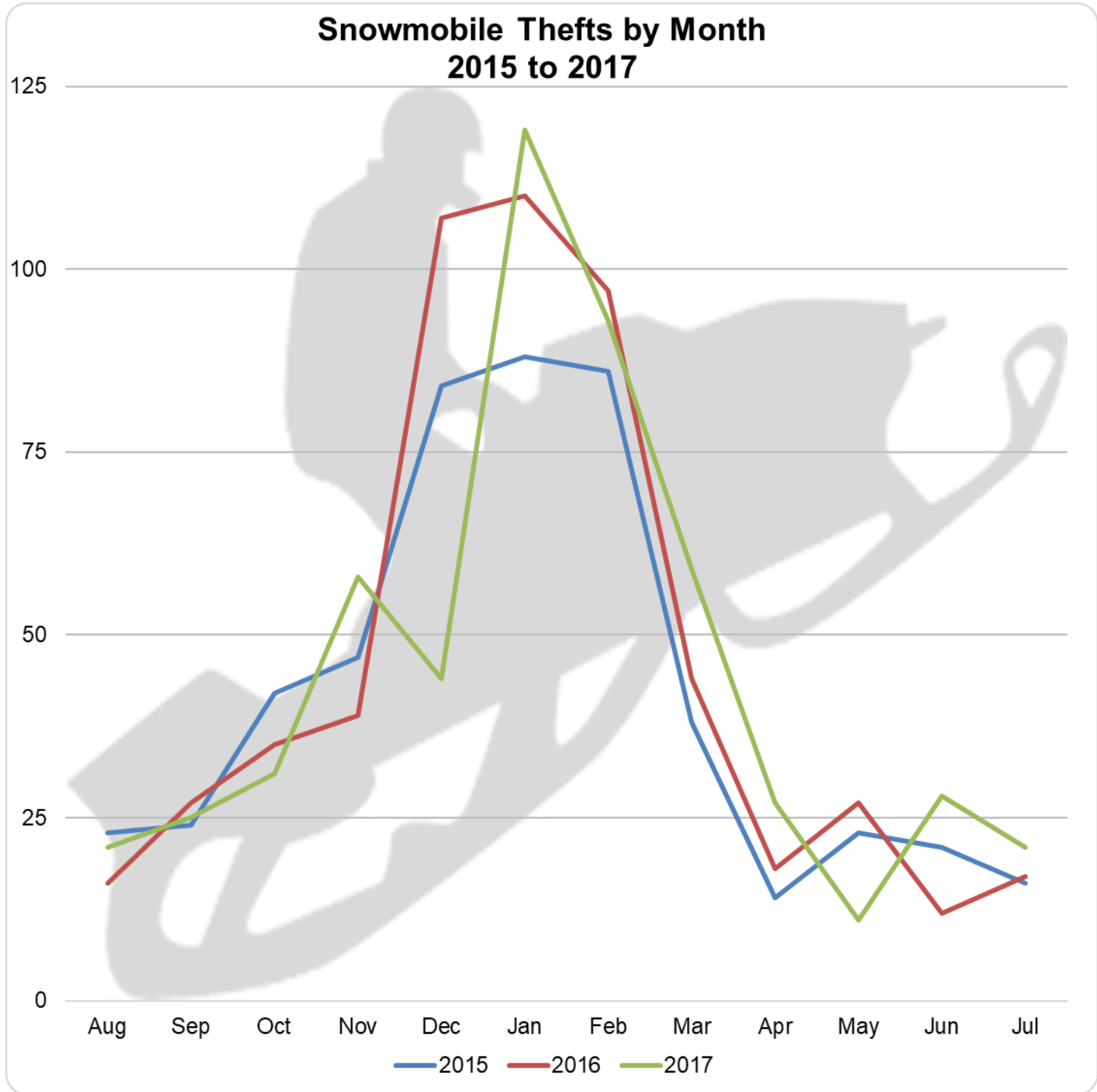
From January 2015 to December 2017, 1,592 snowmobiles were recorded as stolen in the United States. The variance in thefts between the three years is minimal, with the largest difference coming between 2015 and 2016 when the number of thefts increased from 506 total thefts to 549 total thefts. On average, approximately 531 snowmobiles were stolen annually between 2015 and 2017.



¹ Prior to 1999, none of the 4 major snowmobile manufacturers utilized a standard 17 character VIN structure. By 2002, all 4 manufacturers were using 17 character VIN structures.

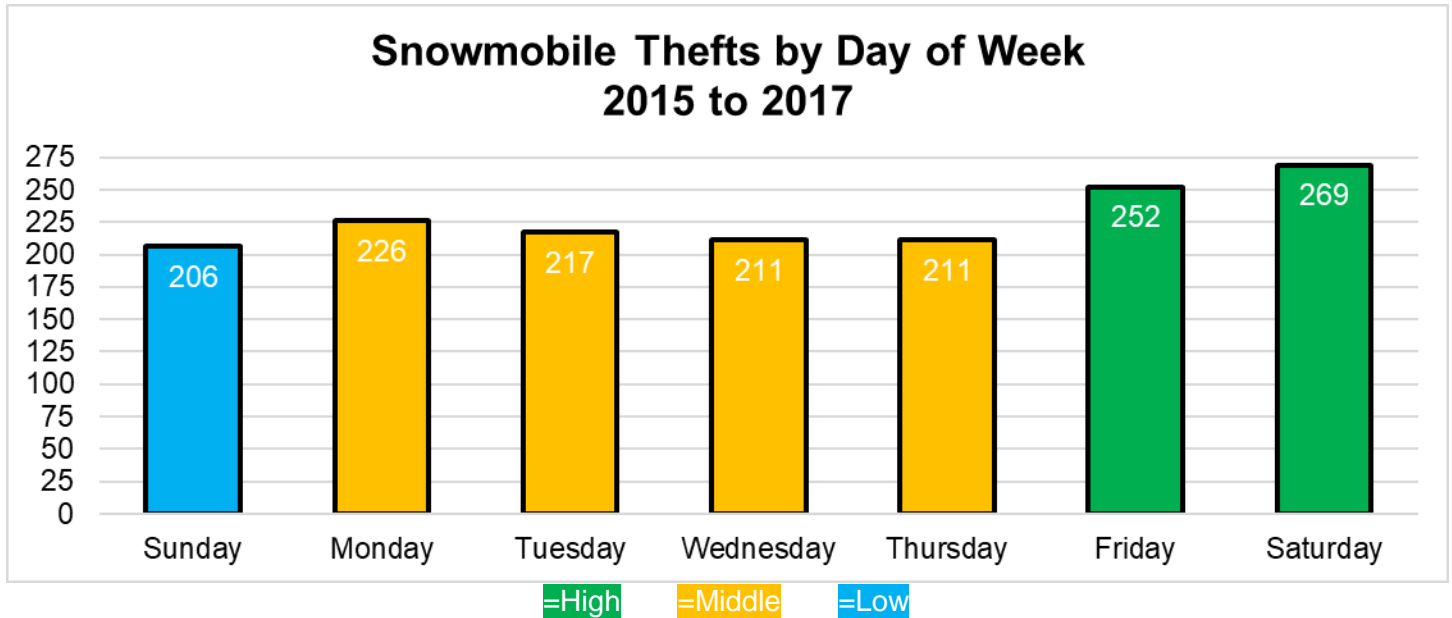
Snowmobile Theft Totals by Month

The most common time for snowmobile thefts is between the beginning of December and the end of February with 52% of all snowmobile thefts taking place during these three months. For all 3 years of this study, January was the most active month for snowmobile theft accounting for 20% of all thefts and accounting for over 38% of the thefts reported during the previously mentioned December through February time period.



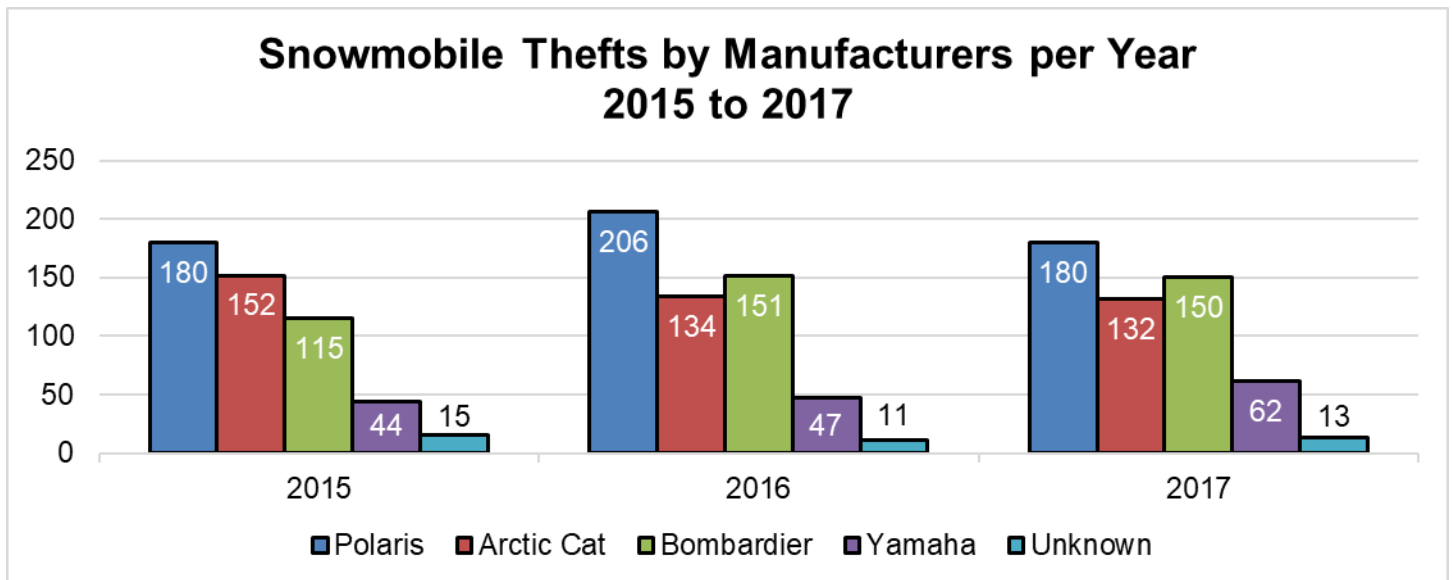
Snowmobile Theft Totals by Day of the Week

Snowmobile thefts between 2015 and 2017 were spread out fairly evenly across all seven days of the week. More snowmobile thefts were reported on Friday and Saturday than the other five days of the week while the least amount of thefts were reported on Sundays.

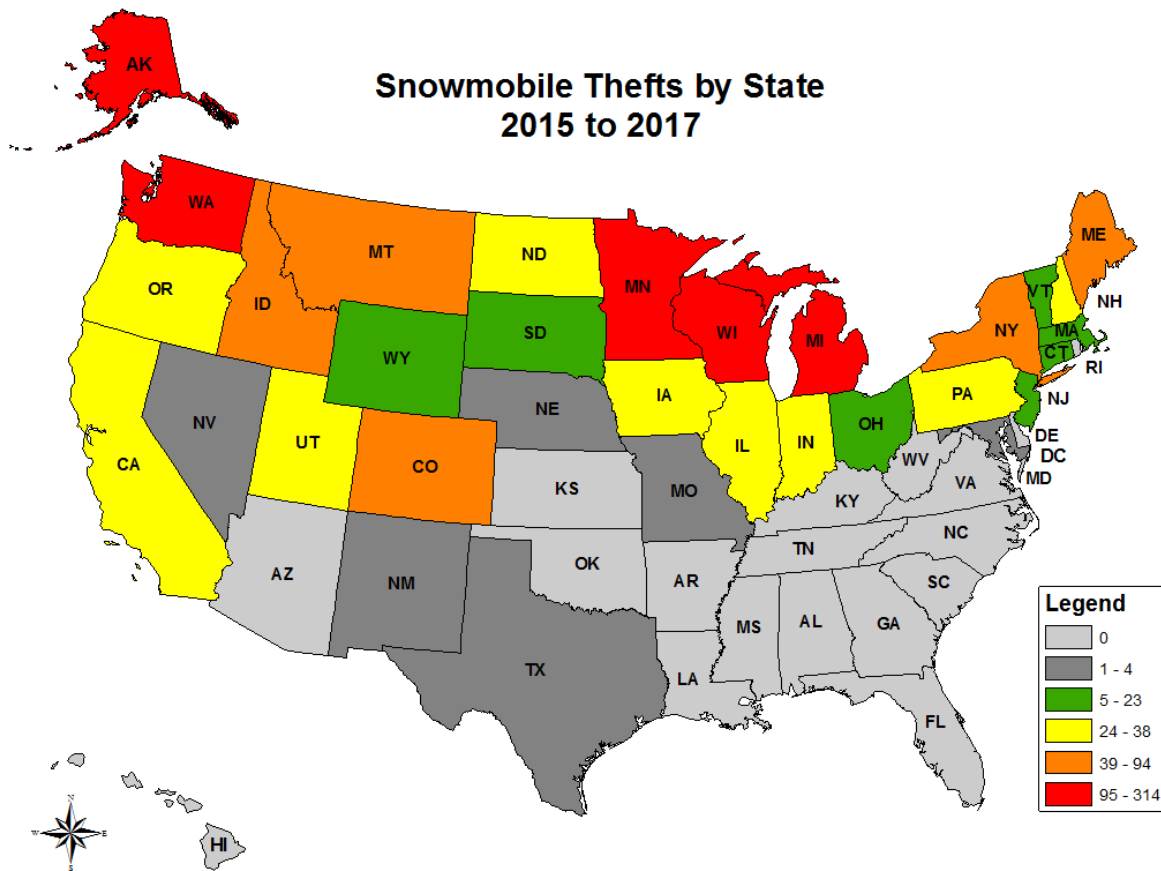


Snowmobile Theft Totals by Manufacturer

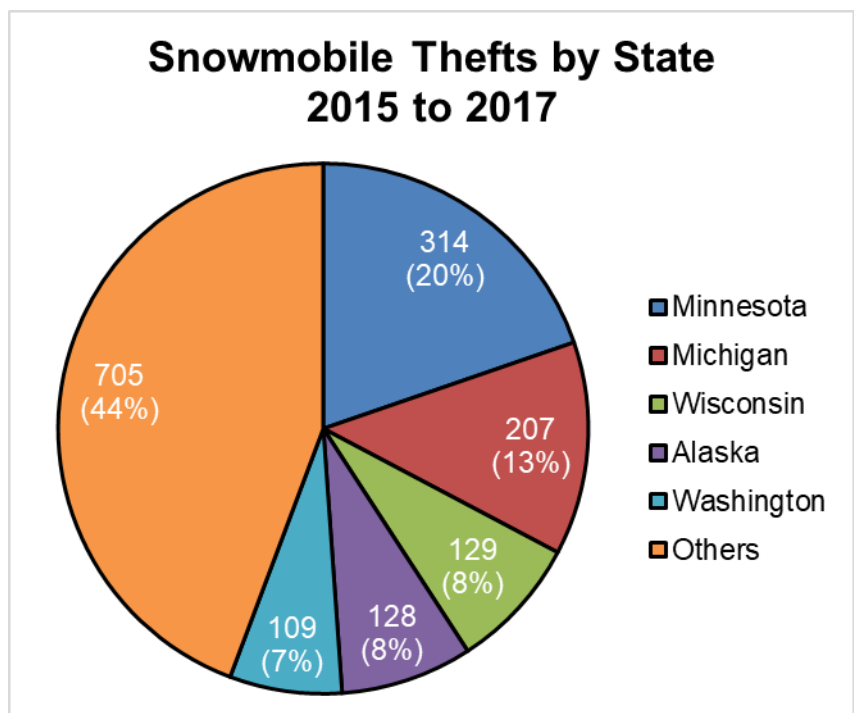
There are only 4 major manufacturers that have contributed to the North American snowmobile market since the mid-1980s. The 4 current manufacturers of snowmobiles in North America are Arctic Cat, Bombardier (brand name Ski-Doo), Polaris, and Yamaha. Snowmobiles manufactured by Polaris were the most stolen, making up 36% of all theft records; while Yamaha was the least stolen, making up only 10% of all theft records from 2015 to 2017. The theft numbers for Arctic Cat and Bombardier were virtually the same for 2015 to 2017 each making up 26% of all theft records. Two (2) percent of snowmobile theft records were for vehicles with an unknown manufacturer or a manufacturer that is no longer producing snowmobiles.



Snowmobile Theft Trends by Location

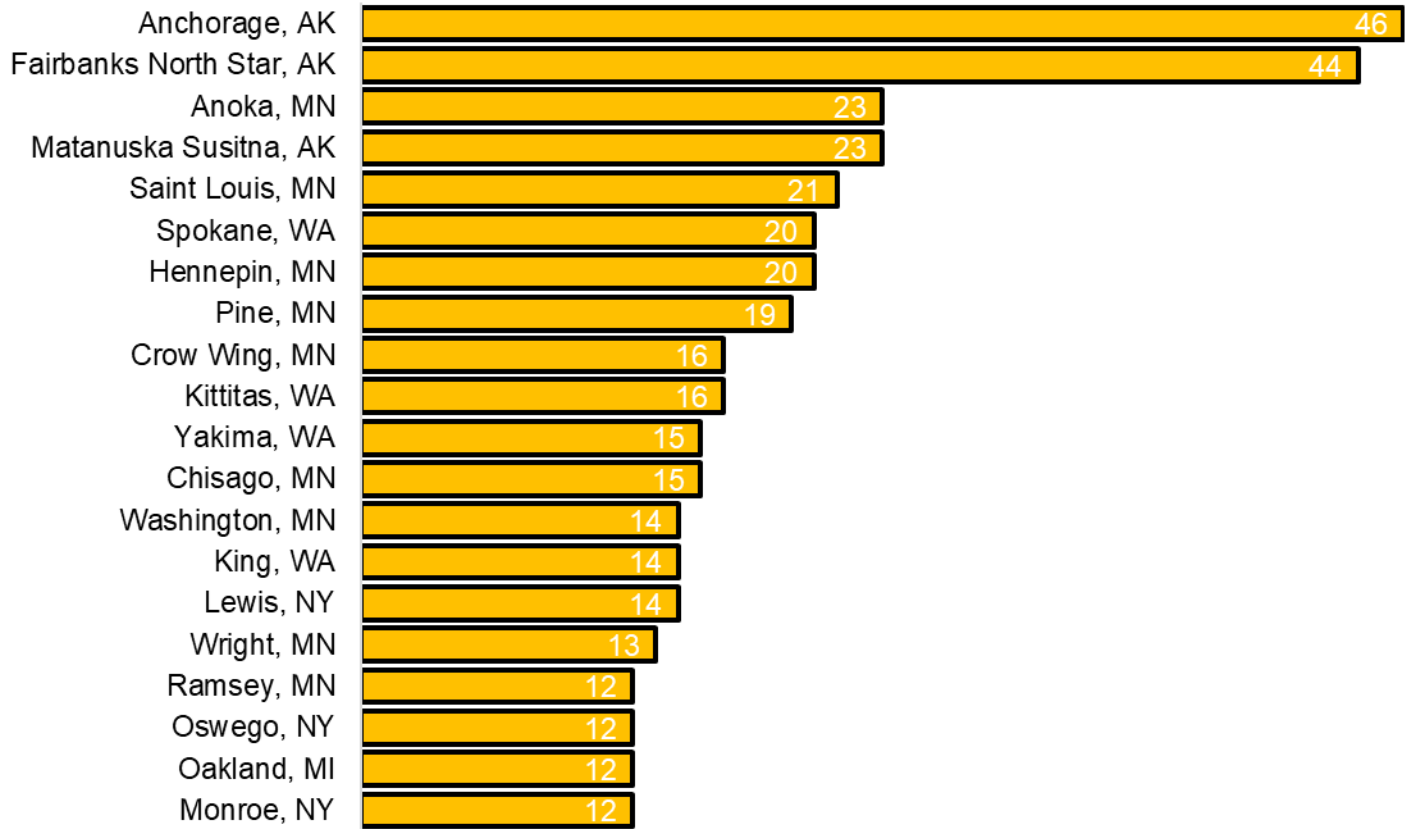


Law Enforcement agencies in 32 of the 50 U.S. states reported at least one snowmobile theft from 2015 to 2017. Snowmobiles were reported stolen from coast to coast with thefts records appearing in virtually every northern state between Alaska and Maine, and although the majority of the records were located in the northern United States, a handful of records originated from locations as far south as Texas and New Mexico. While snowmobile thefts have been reported in the majority of US states, the top 5 states accounted for 56% of all the 1,592 thefts which took place from 2015 to 2017. Minnesota, Michigan, Wisconsin, Alaska, and Washington were the top 5 states for snowmobile thefts, all of which recorded over 100 thefts during the 3 year window of this study. More detailed information about these 5 states can be found on pages 6 to 10.



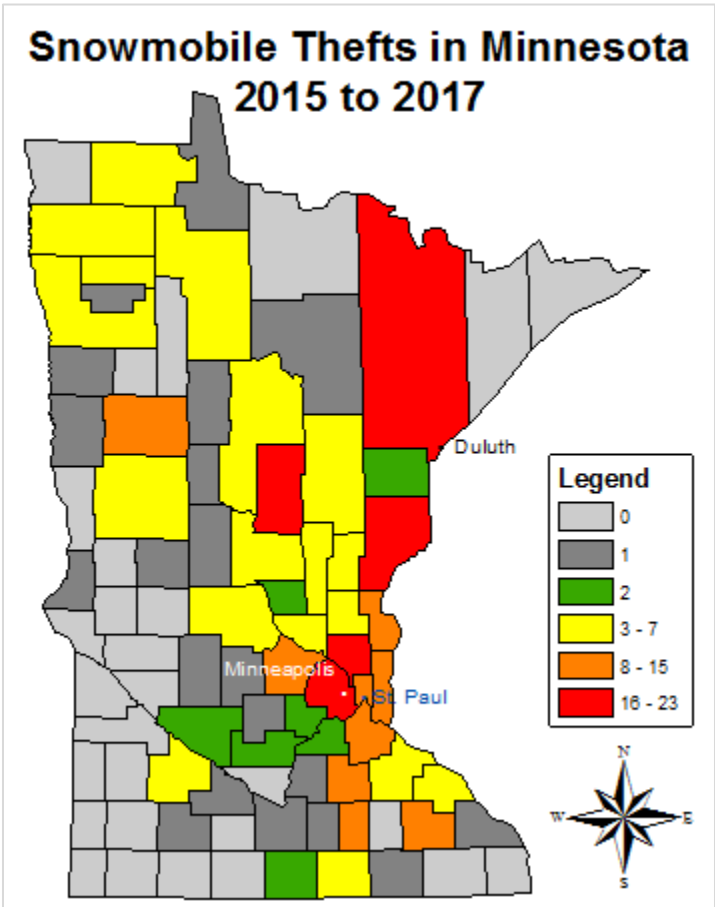
Seventeen (17) of the top 20 counties for reported snowmobile thefts between 2015 and 2017 were located in one of the top 5 states for reported snowmobile thefts. Three (3) counties in New York (Lewis, Oswego, and Monroe) were the only counties outside of the previously mentioned top 5 states to record 12 or more thefts over this 3 year period.

Top 20 Counties For Thefts Nationwide 2015 to 2017



Snowmobile Thefts in Minnesota

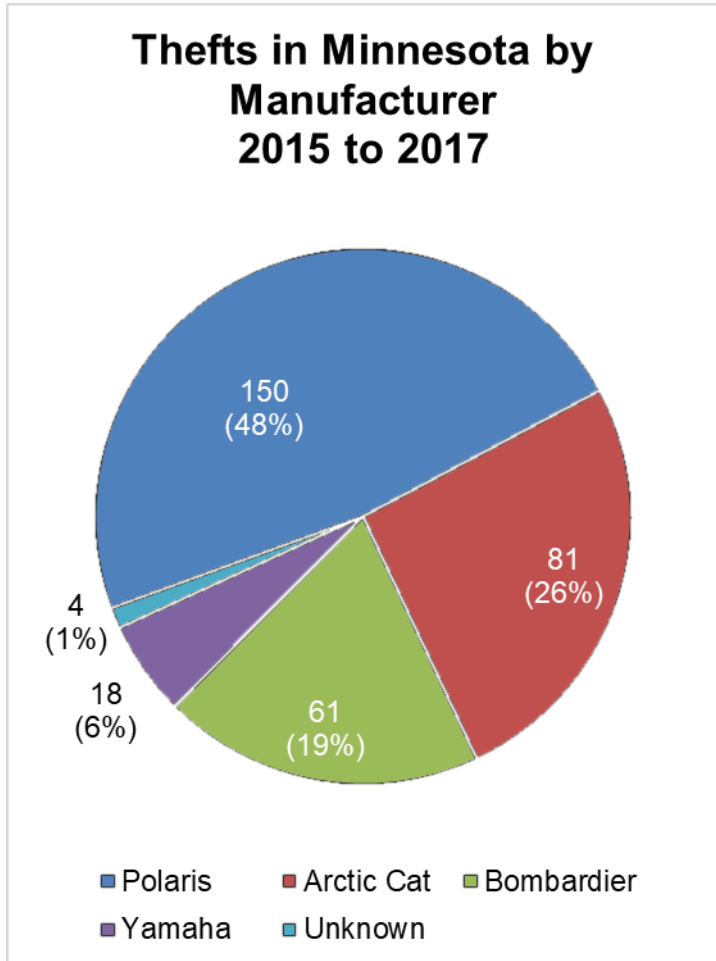
Minnesota, home to the headquarters for Polaris and Arctic Cat, had the most snowmobile thefts in the nation. With 314 thefts, the land of 10,000 lakes recorded over 100 more snowmobile thefts than the next state, and accounted for 20% of all the thefts nationwide from 2015 to 2017. At 48% and 26%, the 2 “hometown” companies, Polaris and Arctic Cat made up an overwhelming majority of the listed vehicle makes for stolen snowmobiles within the state. Bombardier and Yamaha were the reported vehicle makers for 19% and 6% of the thefts, while under 1% of the records list the vehicle make as unknown.



With 23 reported thefts, the law enforcement agencies in Anoka County had the most snowmobile theft records in Minnesota from 2015 to 2017.

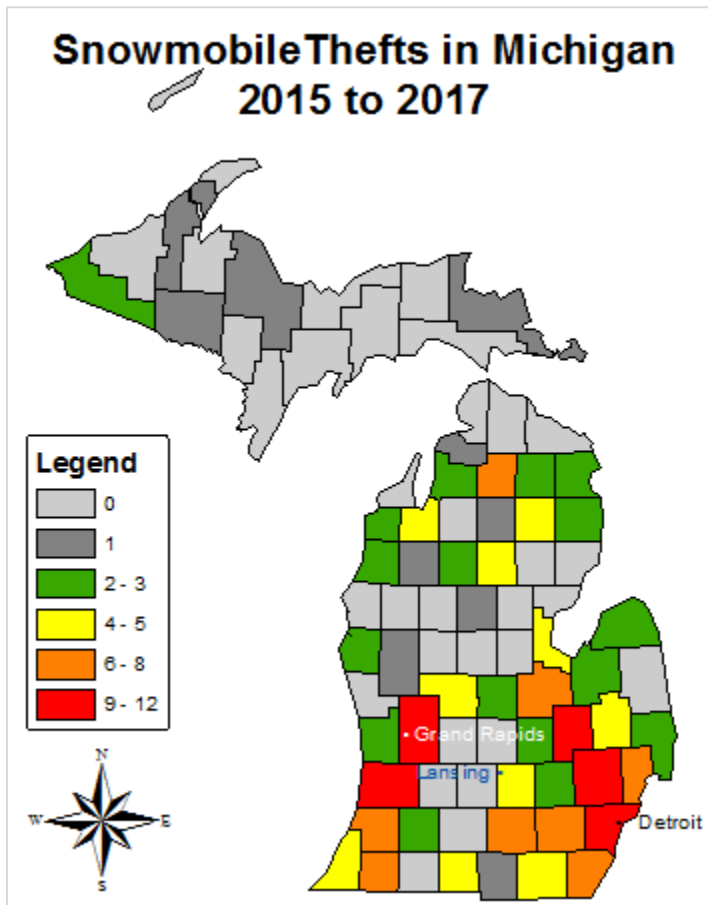
The top five counties for reported thefts in Minnesota are:

1. Anoka (23)
2. Saint Louis (21)
3. Hennepin (20)
4. Pine (19)
5. Crow Wing (16)



Snowmobile Thefts in Michigan

Michigan was the state with the second most snowmobile thefts with 207 reported from 2015 to 2017. Overall, the mitten state accounted for 13% of the snowmobile thefts nationwide during that time. Michigan was unique in the fact that Polaris was not the most common manufacturer to be reported stolen. Instead, Arctic Cat was the most commonly stolen manufacturer in the state, with 39% of all the state's stolen snowmobile records. After Arctic Cat, the most commonly stolen manufacturers in Michigan were Bombardier (25%), Polaris (24%), Yamaha (11%) over the three years of this study. Unknown brands made up less than 1% of the data originating from Michigan.

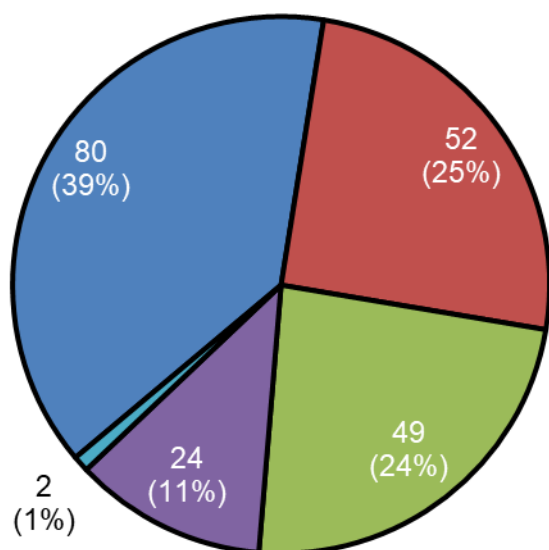


With 12 reported thefts, law enforcement agencies in Oakland County had the most snowmobile theft records in Michigan

The top five counties for reported thefts in Michigan are:

1. Oakland (12)
2. Wayne (11) - (tie)
2. Genesee (11) - (tie)
2. Kent (11) - (tie)
3. Allegan (10)

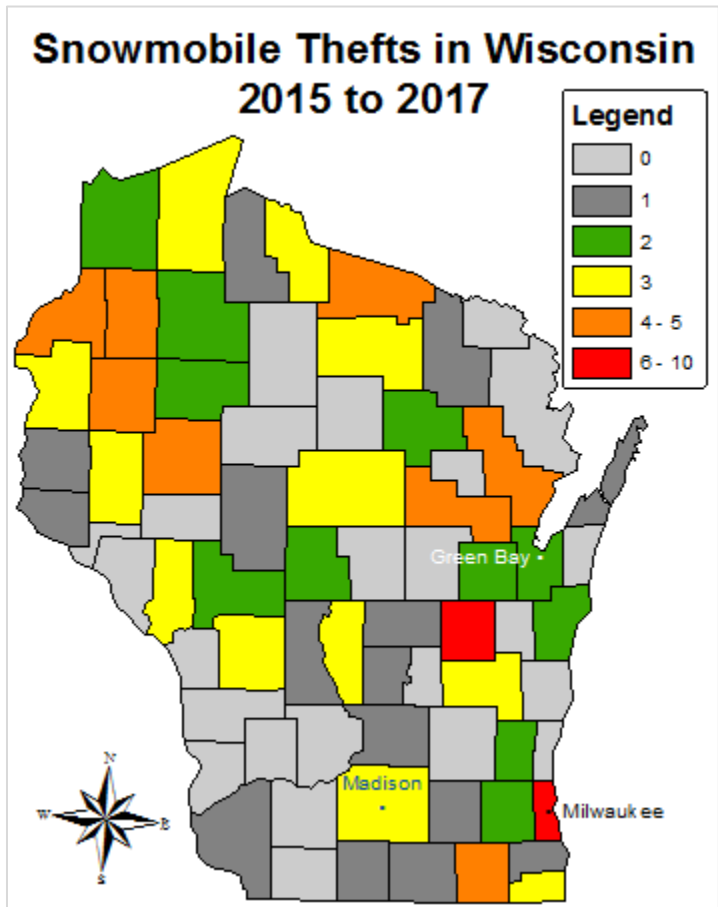
Thefts in Michigan by Manufacturer 2015 to 2017



- Arctic Cat
- Bombardier
- Polaris
- Yamaha
- Unknown

Snowmobile Thefts in Wisconsin

Wisconsin recorded 129 stolen snowmobiles from 2015 to 2017, which was the third most of any state over those 3 years. America's Dairyland accounted for nearly 8% of all the snowmobile thefts which were reported in the United States. Polaris, the most commonly stolen manufacturer in the state, was listed for 35% of all theft records in Wisconsin. Arctic Cat accounted for 29% of all theft records while Bombardier accounted for 23% and Yamaha accounting for 12%. Less than 1% of the recorded snowmobile thefts in Wisconsin were submitted with an unknown vehicle make.

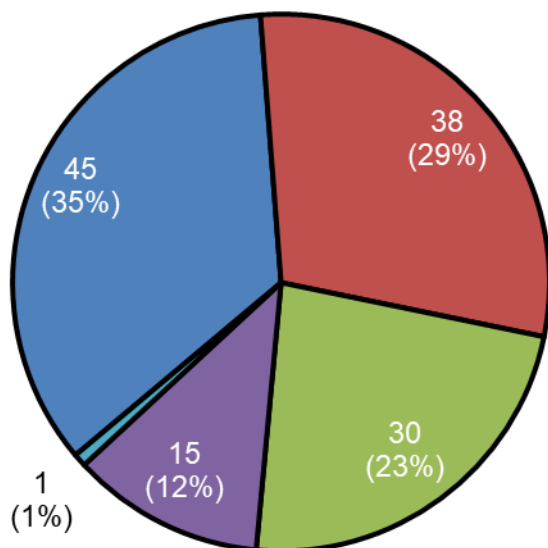


Law enforcement agencies in Milwaukee County had the most reported snowmobiles thefts in Wisconsin with 10.

The top six counties for reported thefts in Wisconsin are:

1. Milwaukee (10)
2. Winnebago (8)
3. Shawano (5) - (tie)
3. Burnett (5) - (tie)
3. Oconto (5) - (tie)
3. Walworth (5) - (tie)

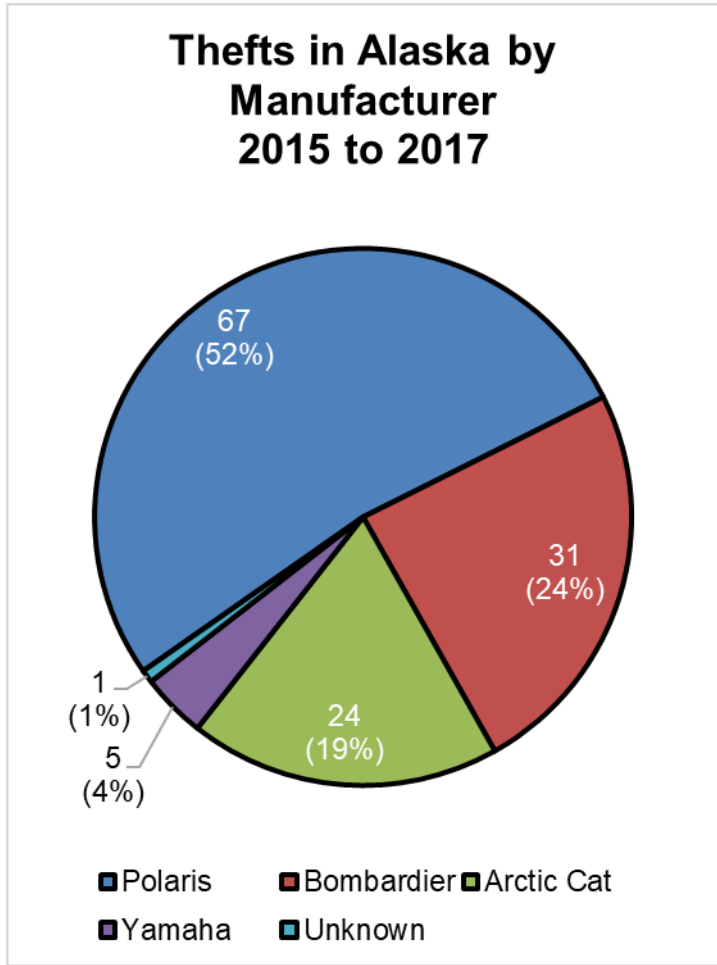
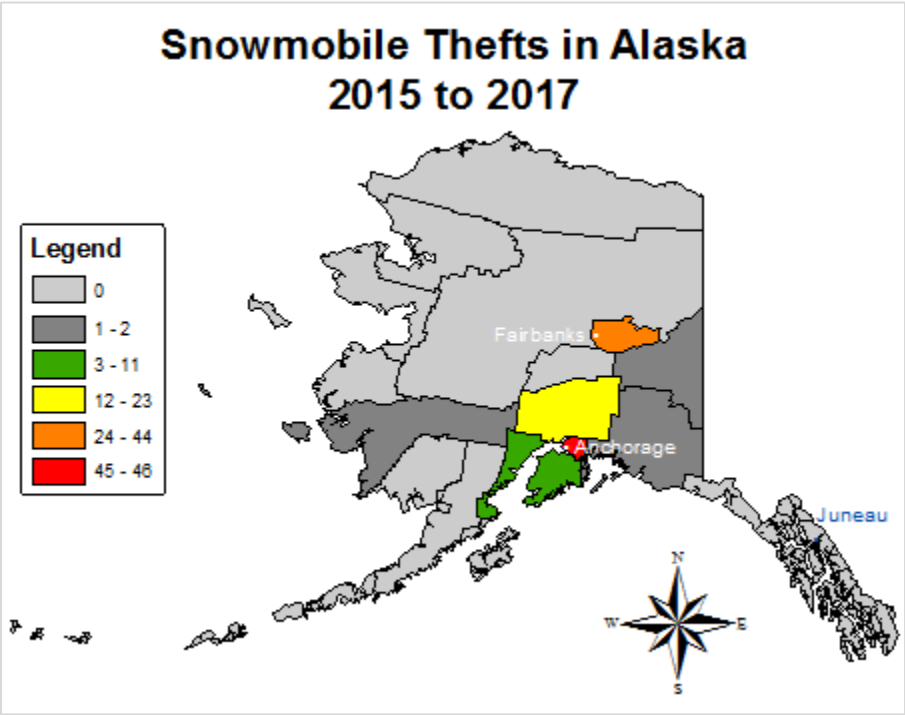
Thefts in Wisconsin by Manufacturer 2015 to 2017



- Polaris
- Arctic Cat
- Bombardier
- Yamaha
- Unknown

Snowmobile Thefts in Alaska

With 1 less theft record than Wisconsin, Alaska was the fourth most common state for snowmobile thefts from 2015 to 2017. The Last Frontier's 128 recorded thefts made up 8% of the all the recorded snowmobile thefts across the United States over the 3 years of this study. The majority of recorded snowmobile thefts listed the manufacturer as Polaris, making up 52% of all of Alaska's records. Bombardier made up 24% of thefts, while Arctic Cat and Yamaha made up 19% and 4%, respectively. Less than 1% of the reported thefts in Alaska had an unknown vehicle make.

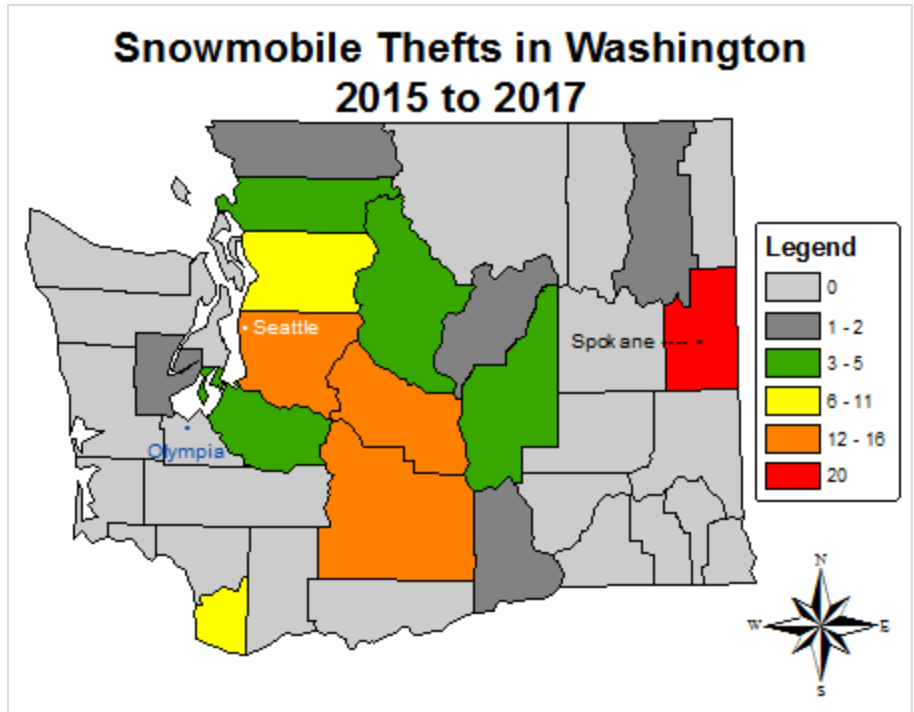


With 46 reported thefts, law enforcement agencies in the borough of Anchorage had the most snowmobile thefts records in the state of Alaska.

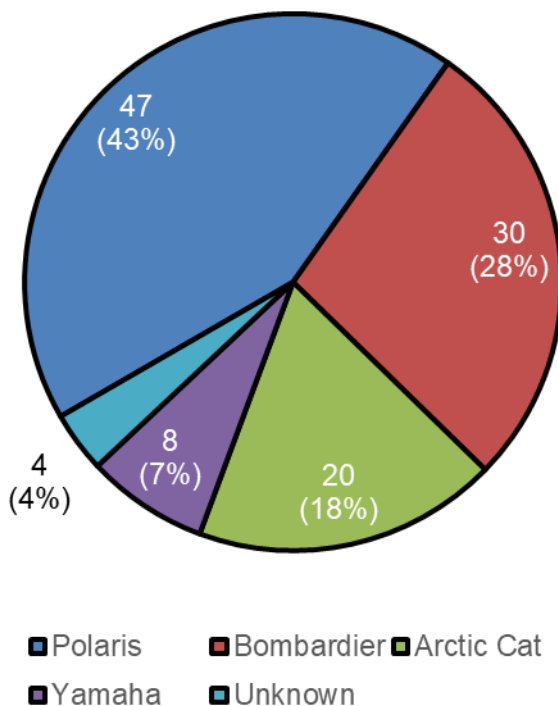
- The top five boroughs for reported thefts in Alaska are:
1. Anchorage (46)
 2. Fairbanks North Star (44)
 3. Matanuska Susitna (23)
 4. Kenai Peninsula (11)
 5. Valdez Cordova (2)

Snowmobile Thefts in Washington

With 109 reported snowmobile thefts, or just under 7% of all snowmobile thefts, the Evergreen State was the fifth, and final, state to record over 100 snowmobile thefts from 2015 to 2017. The most common manufacturer to be reported as stolen in Washington was Polaris with 43% of the theft records, followed by Bombardier with 28%, Arctic Cat with 18% and Yamaha with 7%. Approximately 4% of the snowmobile theft records in Washington list an unknown vehicle make.



Thefts in Washington by Manufacturer 2015 to 2017



With 20 reported thefts, the law enforcement agencies in Spokane County, Washington had the most snowmobile theft records in the state.

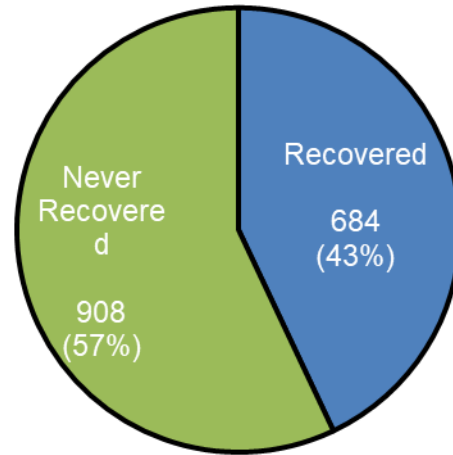
The top five counties for reported thefts in Washington are:

1. Spokane (20)
2. Kittitas (16)
3. Yakima (15)
4. King (14)
5. Clark (11)

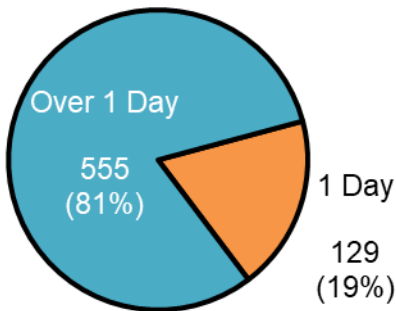
Recovery Clock

Approximately 57% of snowmobiles which were reported as stolen from the beginning of 2015 through the end of 2017 were never recovered. Of the snowmobiles which were recovered, 19% (8% of all stolen snowmobiles) were located within a day of being reported as stolen, with another 21% (9% of all stolen snowmobiles) being located within a week of being reported stolen. In total 59% of recovered snowmobiles (25% of all stolen snowmobiles) were located within the first month, and 91% (39% of all stolen snowmobiles) were recovered within a year of being reported as stolen. Nine (9) percent (4% of all stolen snowmobiles) took longer than a year for recovery.

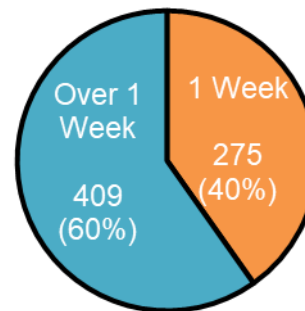
Recovery Rate Of Stolen Snowmobiles



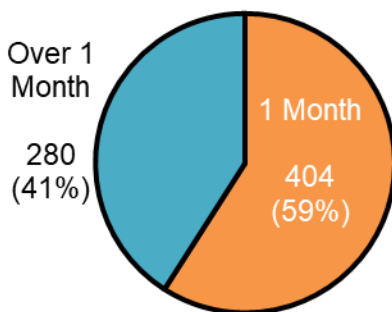
Length for Snowmobile Recovery: 1 Day



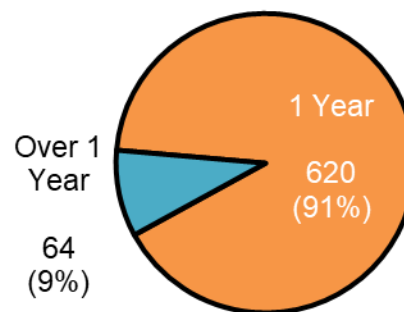
Length for Snowmobile Recovery: 1 Week



Length for Snowmobile Recovery: 1 Month



Length for Snowmobile Recovery: 1 Year



Conclusion

From the beginning of 2015 through the end of 2017, the number of snowmobile thefts across the nation remained relatively the same averaging out to 531 thefts a year with a slight jump in 2016. While snowmobiles were reported stolen at all times of the year, the majority (52%) of thefts were reported between the months of December and February, with January being the most active month for all 3 years of this study. Likewise, while all snowmobile thefts were reported in 32 of the 50 states, 5 states (Minnesota, Michigan, Wisconsin, Alaska, and Washington) accounted for 56% of all the nationwide records.

Of the 4 manufacturers in the North American snowmobile market, Polaris was the brand that was most commonly stolen, accounting for over a third (36%) of all the reported theft records from 2015 to 2017. Arctic Cat and Bombardier (brand name Ski-Doo) each made up about a quarter of the reported theft records (26% each), and Yamaha snowmobiles accounted for approximately 10%. Though these percentages varied at the state level, Polaris was regularly the most stolen brand at a state wide level. Of the top 5 states for snowmobile thefts, only Michigan reported a brand other than Polaris as the most commonly stolen brand; instead Arctic Cat ended up accounting for 39% of all the snowmobile theft reports in the state.

Nearly 3 out of every 5 snowmobiles which are reported stolen are never recovered. However, of the snowmobiles which are recovered, 19% of them are located within a day of being reported as stolen and 59% of them are recovered within a month. While the likelihood of recovery goes down the longer the snowmobile has been missing, nearly 4% of all the stolen snowmobiles managed to be recovered over a year after being reported stolen.