

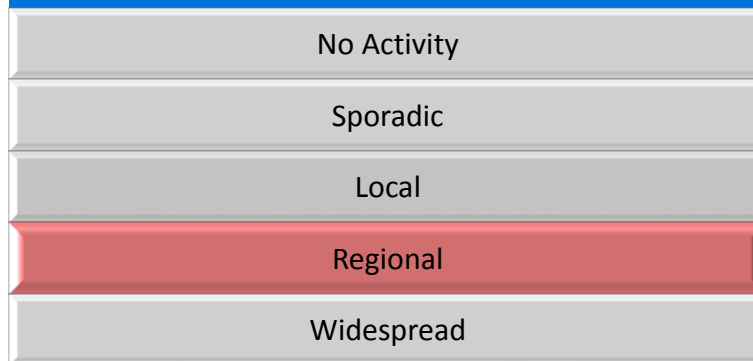
Weekly Influenza & Respiratory Illness Activity Report

A summary of influenza surveillance indicators prepared by the Division of Infectious Disease Epidemiology Prevention & Control

Week Ending January 7, 2017 | WEEK 1

All data are preliminary and may change as more information is received

Minnesota Influenza Geographic Spread



During the week ending January 7, 2017 (Week 1), surveillance indicators showed regional geographic spread of influenza.

Since the start of the influenza season, 0 pediatric influenza-related deaths have been reported.

Based on CDC's Activity Estimates Definitions: <http://www.cdc.gov/flu/weekly/overview.htm>

Minnesota Influenza Surveillance: <http://www.health.state.mn.us/divs/idepc/diseases/flu/stats/>
Weekly U.S. Influenza Surveillance Report: <http://www.cdc.gov/flu/weekly/>
World Health Organization (WHO) Surveillance: http://www.who.int/influenza/surveillance_monitoring/updates/en/
Neighboring states' influenza information:
Iowa <http://www.idph.state.ia.us/IdphArchive/Archive.aspx?channel=FluReports>
Wisconsin <http://www.dhs.wisconsin.gov/communicable/influenza/surveillance.htm>
North Dakota <http://www.ndflu.com/default.aspx>
South Dakota <http://doh.sd.gov/diseases/infectious/flu/>



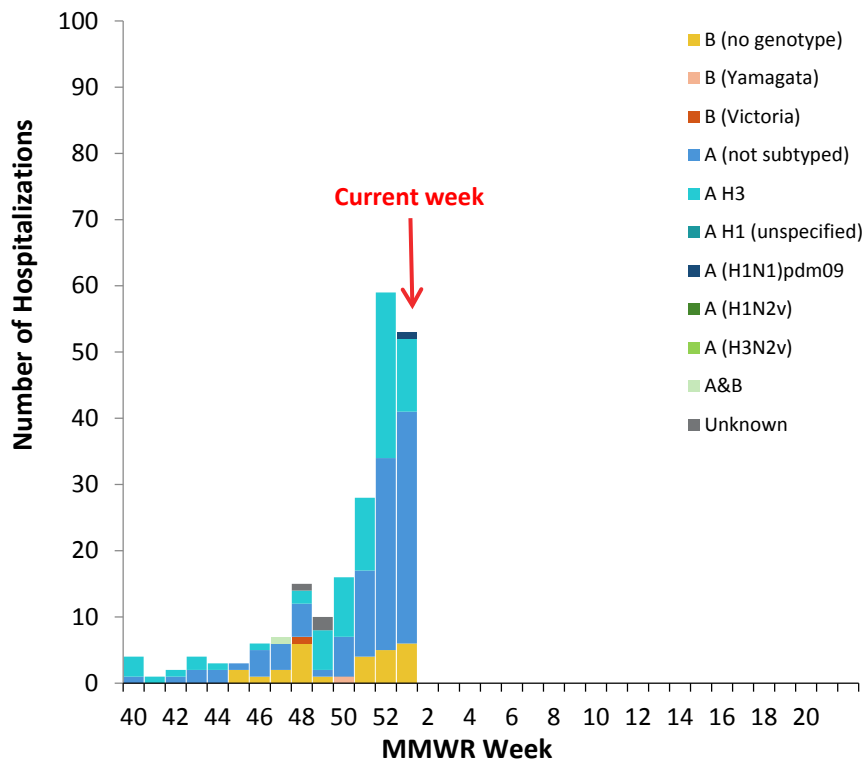
Minnesota
Department of Health

Minnesota Department of Health
651-201-5414 or 1-877-676-5414
www.health.state.mn.us

Hospitalized Influenza Surveillance

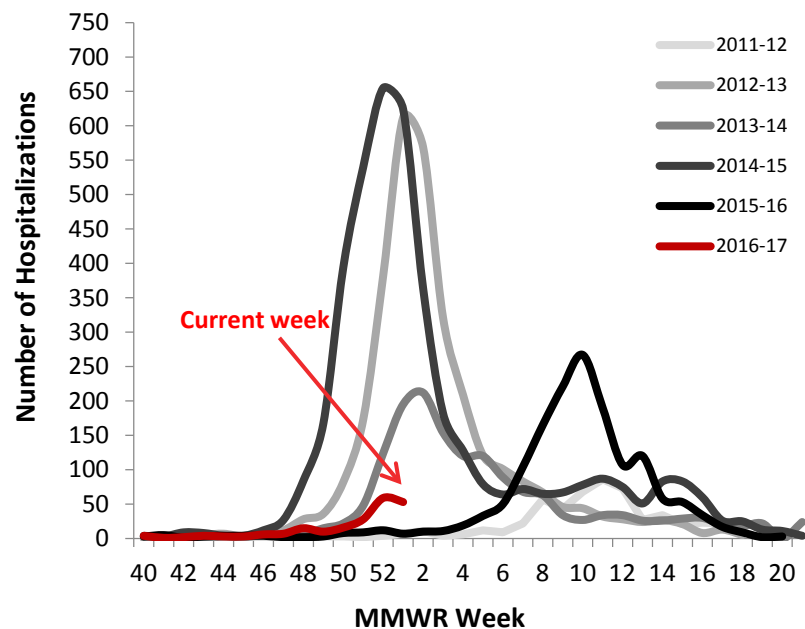
Hospitalized influenza cases are based on disease reports of laboratory-positive influenza (via DFA, IFA, viral culture, EIA, rapid test, paired serological tests or RT-PCR) and specimens from hospitalized patients with acute respiratory illness submitted to MDH-PHL by hospitals and laboratories. **Due to the need to confirm reports and reporting delays, consider current week data preliminary.**

Hospitalized Influenza Cases by Type Minnesota (FluSurv-NET*)



Hospitalizations this week	Hospitalizations last week	Total hospitalizations (to date)
53	59	211

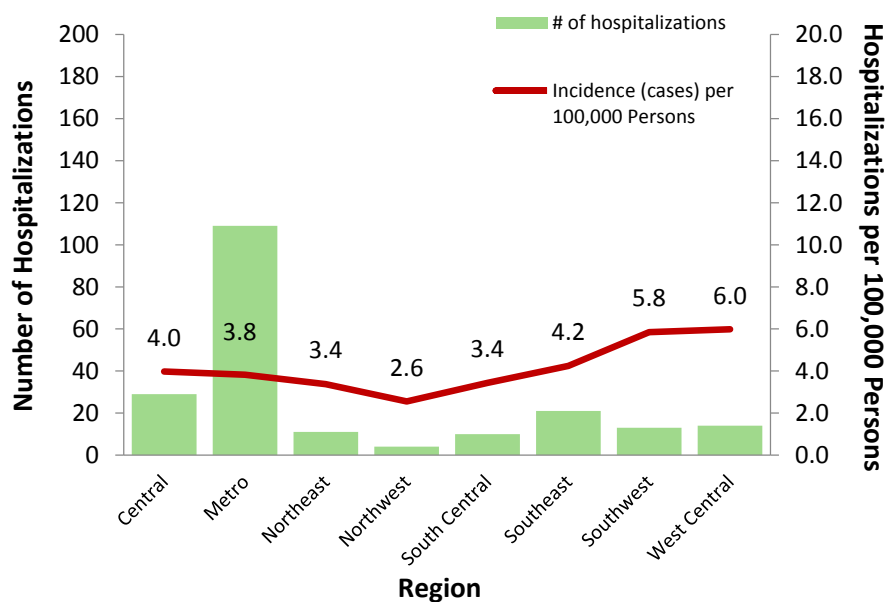
Hospitalized Influenza Cases by Season, Minnesota (FluSurv-NET*)



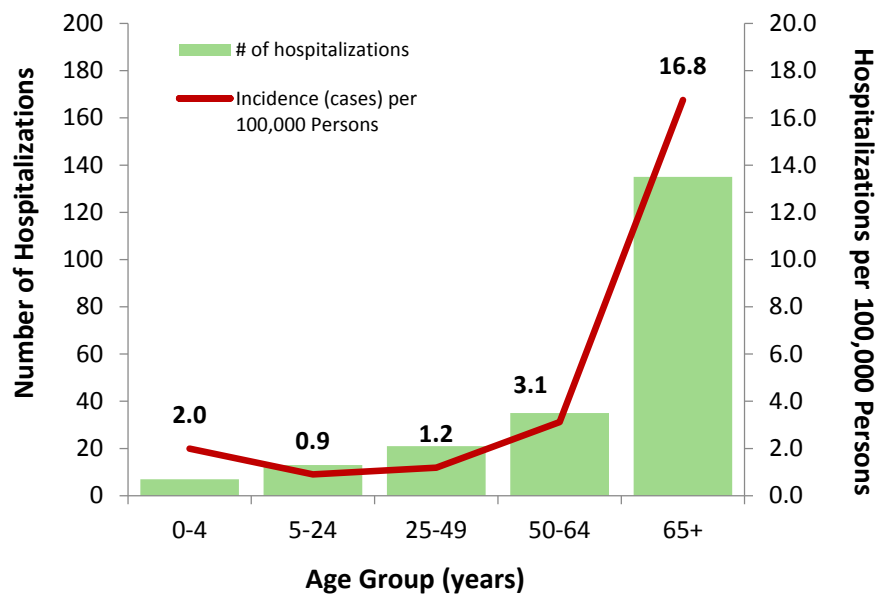
Season	Total hospitalizations (historic)
2011-2012	556
2012-2013	3,068
2013-2014	1,540
2014-2015	4,138
2015-2016	1,541
2016-2017	211 (to date)

*Influenza Surveillance Network

Number of Influenza Hospitalizations and Incidence by Region, Minnesota October 2, 2016 – January 7, 2017



Number of Influenza Hospitalizations and Incidence by Age, Minnesota October 2, 2016 – January 7, 2017



Region	Hospitalizations this week	Total (to date)
Central	6 (11%)	29 (14%)
Metro	30 (57%)	109 (52%)
Northeast	6 (11%)	11 (5%)
Northwest	3 (6%)	4 (2%)
South Central	4 (8%)	10 (5%)
Southeast	2 (4%)	21 (10%)
Southwest	1 (2%)	13 (6%)
West Central	1 (2%)	14 (6%)

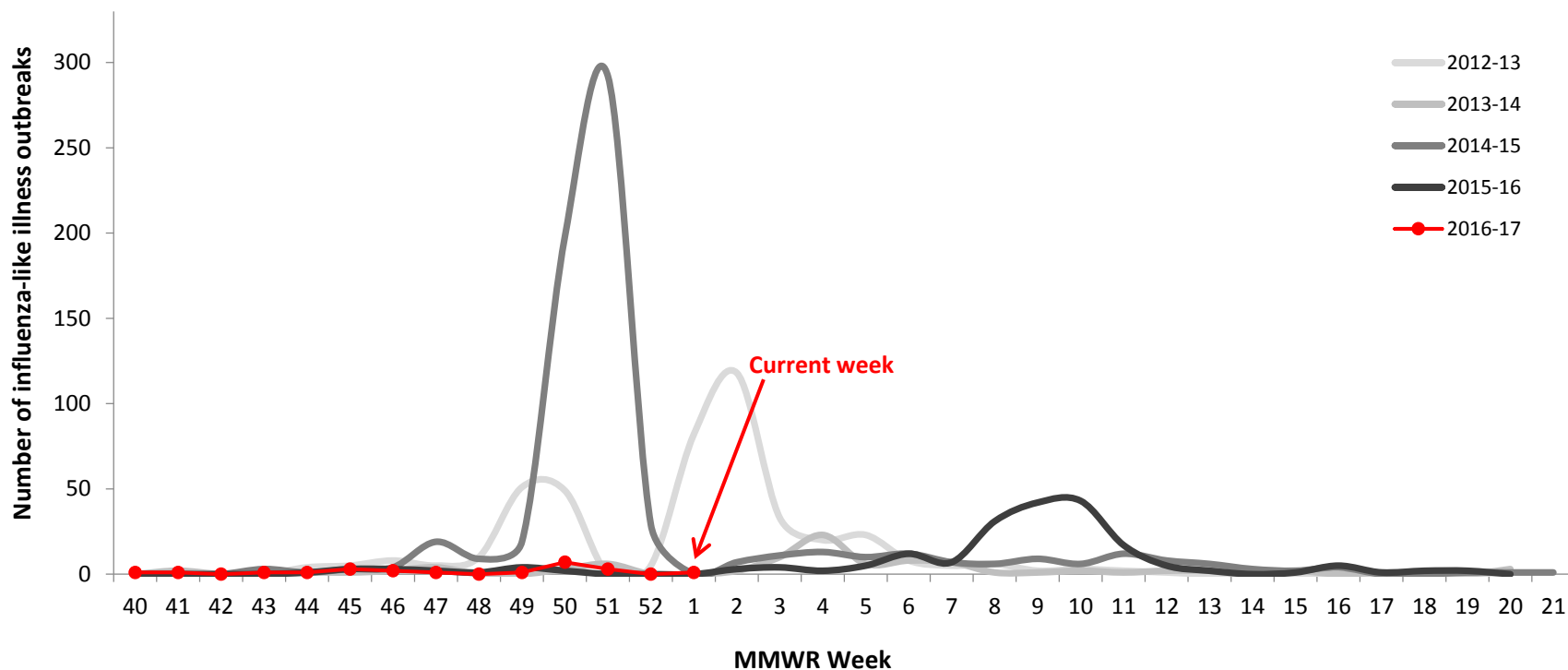
Median age (years) at time of admission
73.0

Respiratory Disease Outbreak Surveillance

School Outbreaks

K-12 schools report an outbreak of influenza-like illness (ILI) when the number of students absent with ILI reaches 5% of total enrollment or three or more students with ILI are absent from the same elementary classroom.

Influenza-like Illness (ILI) in Schools by Season

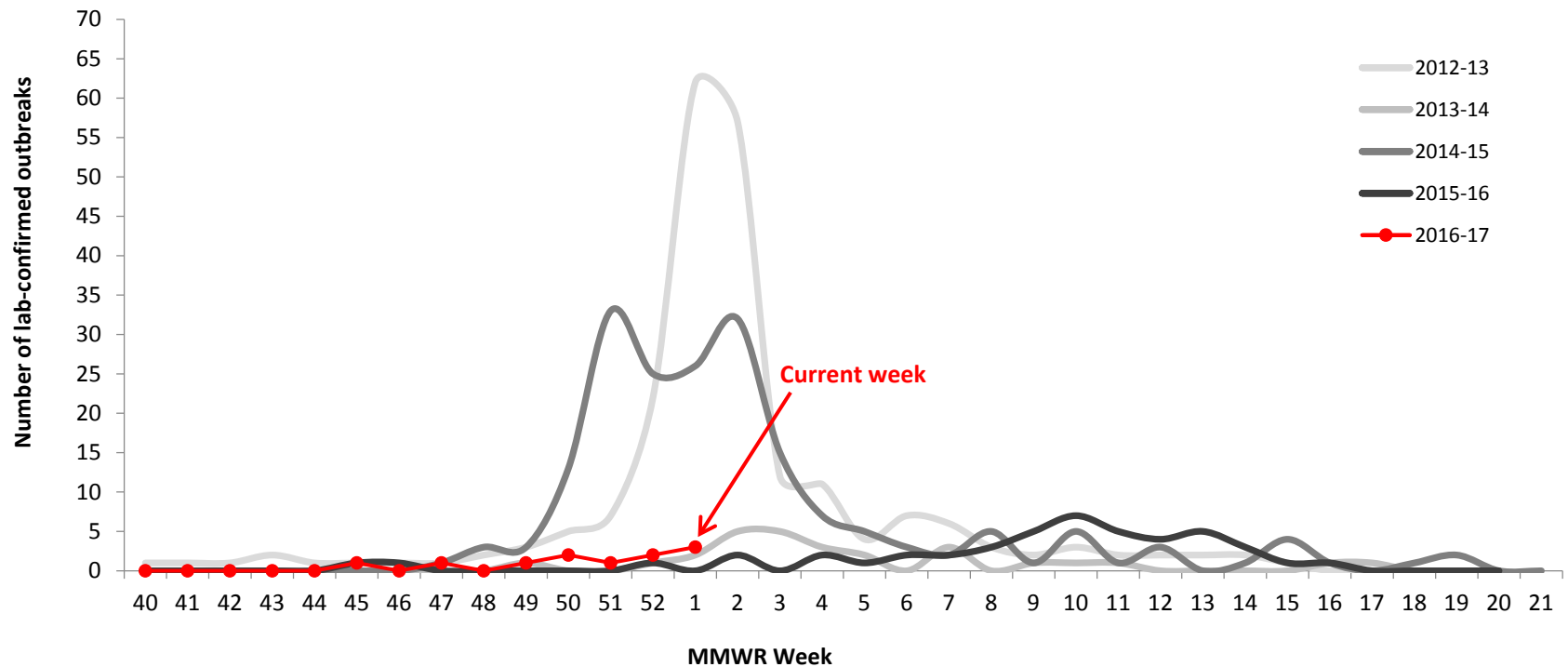


New school outbreaks this week	New school outbreaks last week	Total this season (to date)
1	0	22

Long-Term Care (LTC) Outbreaks

LTC facilities report to MDH when they suspect an outbreak of influenza in their facility. Laboratory-confirmed outbreaks are reported here.

Confirmed Influenza Outbreaks in LTC by Season

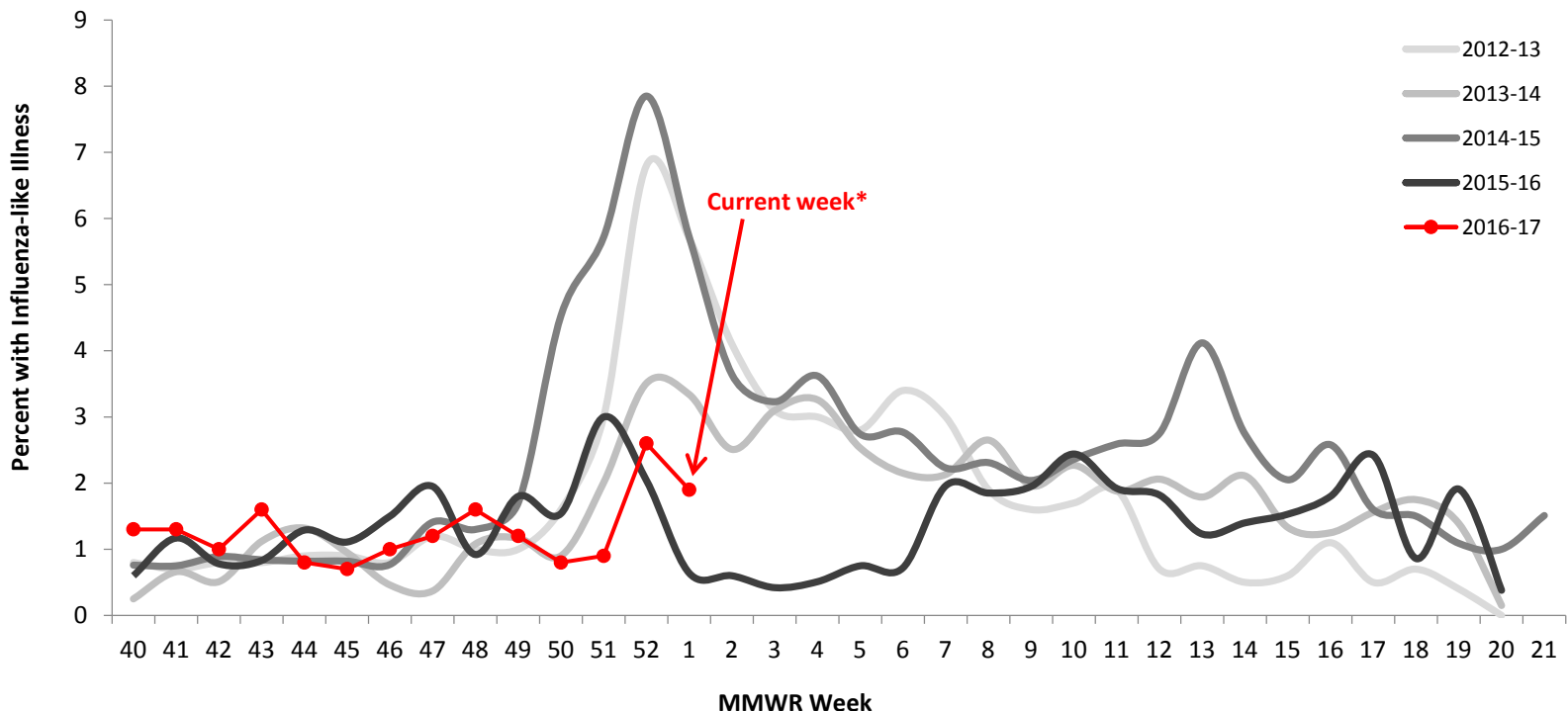


New LTC outbreaks this week	New LTC outbreaks last week	Total this season (to date)
3	2	11

Sentinel Provider Surveillance (Outpatients)

MDH collaborates with healthcare providers who report the total number of patients seen and the total number of those patients presenting to outpatient clinics with influenza-like illness.

Percentage of Persons Presenting to Outpatient Clinics with Influenza-Like Illness (ILI)



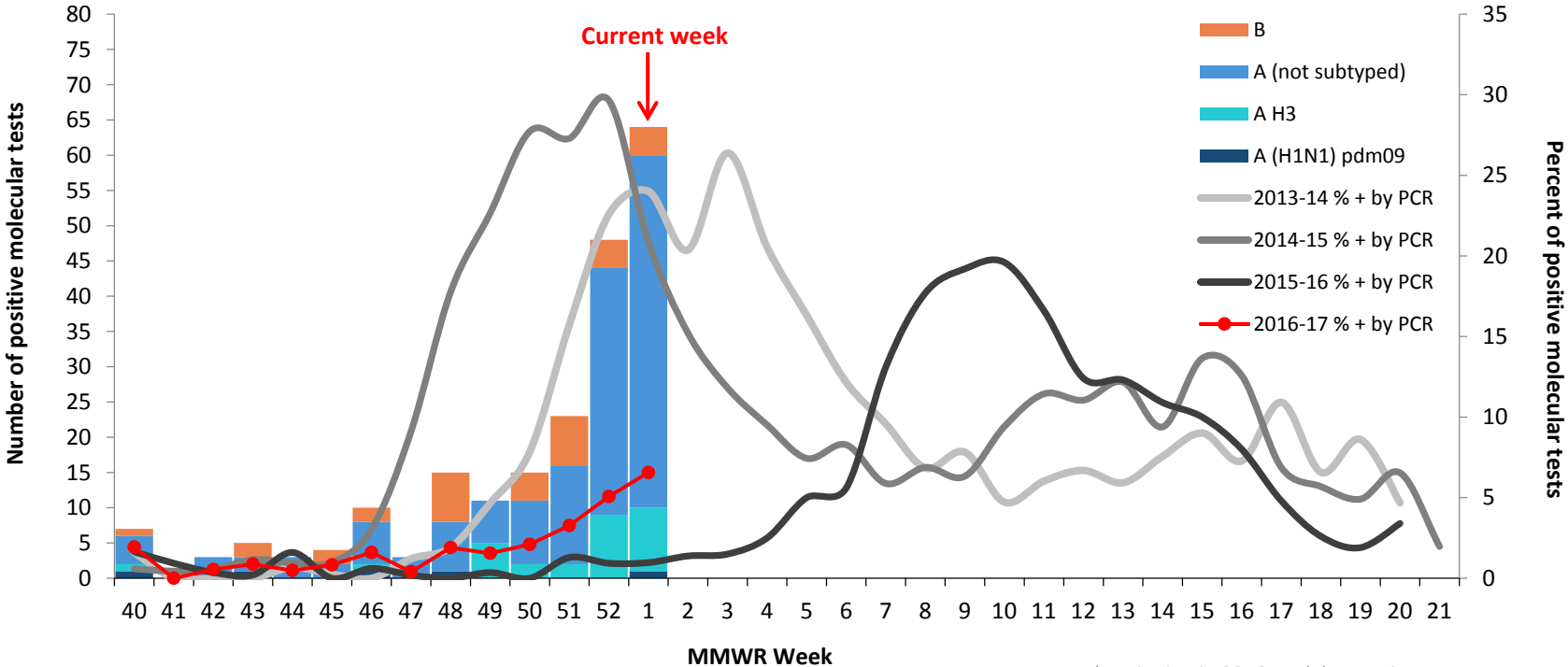
% of outpatients with ILI this week	% of outpatients with ILI last week
1.9%	2.6%

*Indicates current week-data may be delayed by 1 or more weeks

Laboratory Surveillance

The MN Lab System (MLS) Laboratory Influenza Surveillance Program is made up of more than 310 clinic- and hospital-based laboratories, voluntarily submitting testing data weekly. These laboratories perform rapid testing for influenza and Respiratory Syncytial Virus (RSV). Significantly fewer labs perform PCR testing for influenza and three also perform PCR testing for other respiratory viruses. MDH-PHL provides further characterization of submitted influenza isolates to determine the hemagglutinin serotype to indicate vaccine coverage. Tracking the laboratory results assists healthcare providers with patient diagnosis of influenza-like illness and provides an indicator of the progression of the influenza season as well as prevalence of disease in the community.

Specimens Positive for Influenza by Molecular Testing*, by Week

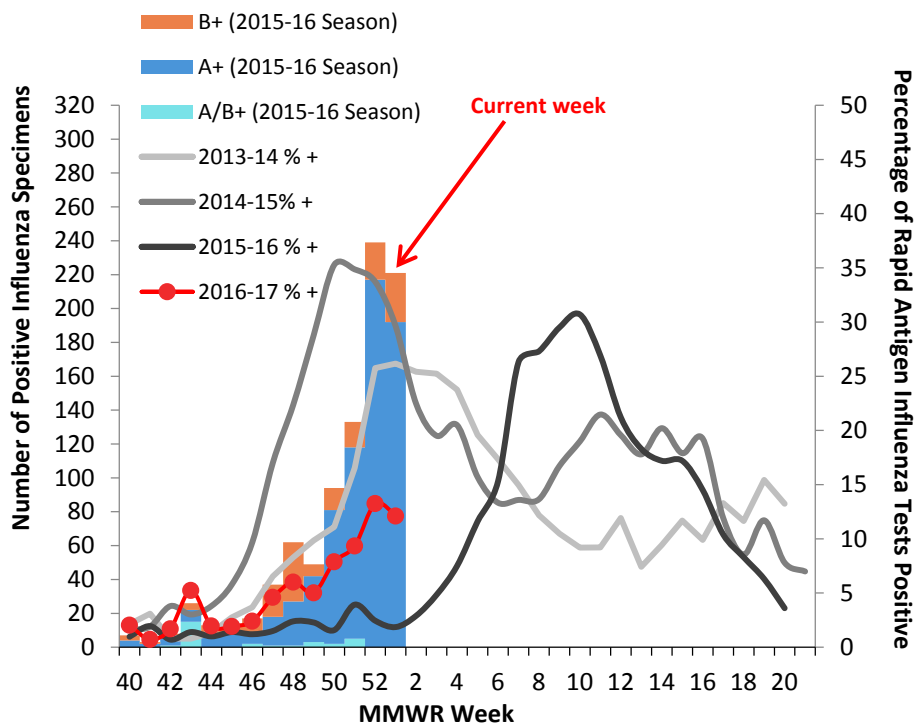


% molecular tests positive this week	% molecular tests positive last week
6.6%	5.1%

*Beginning in 2016-17, laboratories report results for rapid molecular influenza tests in addition to RT-PCR results

MLS Laboratories – Influenza Testing

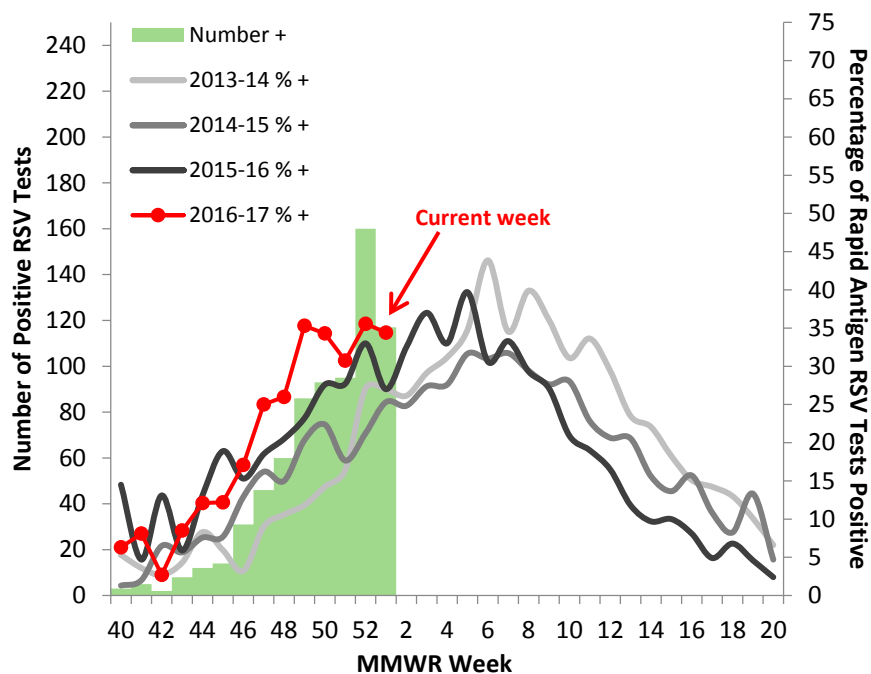
Specimens Positive by Influenza Rapid Antigen Test, by Week



Region	% rapid antigen influenza tests + (current week)
Northeast	6%
South Central	14%
Southwest	18%
Southeast	12%
Metro	11%
Central	11%
West Central	14%
Northwest	19%
State (overall)	12%

MLS Laboratories – RSV Testing

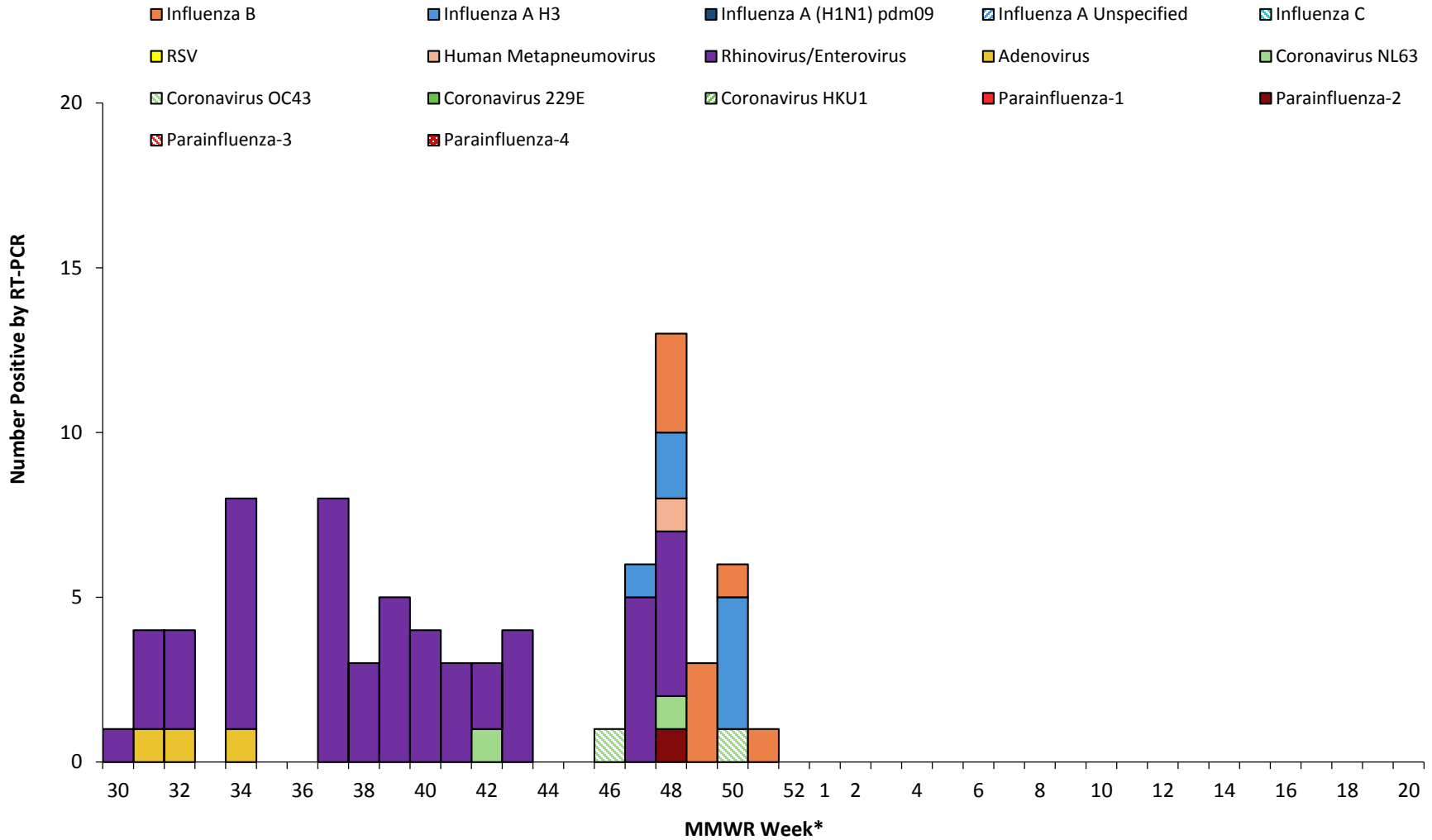
Specimens Positive by RSV Rapid Antigen Test, by Week



Region	% rapid antigen RSV tests + (current week)
Northeast	32%
South Central	42%
Southwest	21%
Southeast	14%
Metro	39%
Central	35%
West Central	39%
Northwest	0%
State (overall)	34%

Minnesota Influenza Incidence Surveillance Project (MIISP)

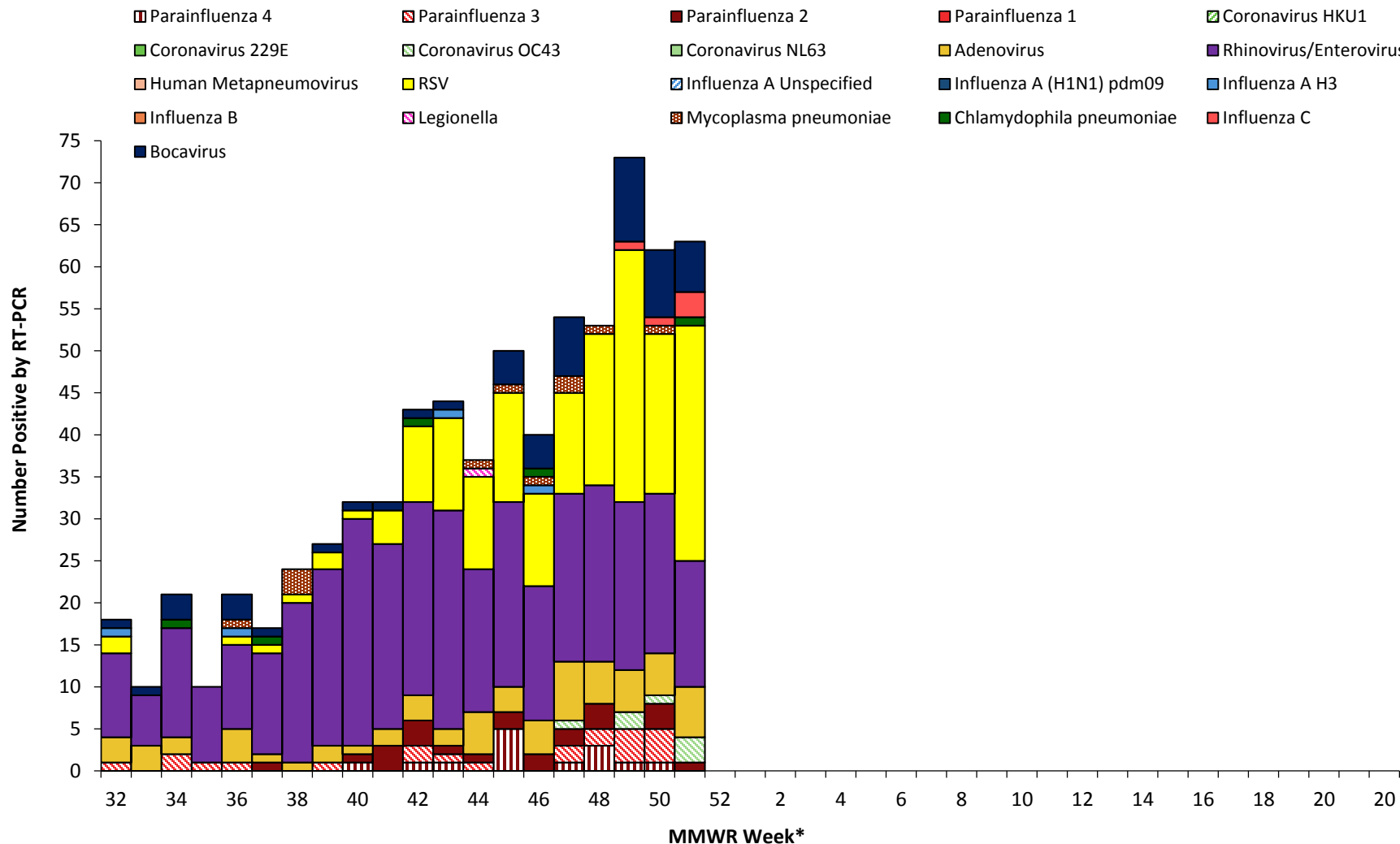
Positive Respiratory Pathogens by PCR, by MMWR Week



*Indicates current week-data may be delayed by 2 or more weeks

Severe Acute Respiratory Surveillance (SARI) - Inpatients

Positive Respiratory Pathogens by PCR, by MMWR Week



*Indicates current week-data may be delayed by 2 or more weeks

